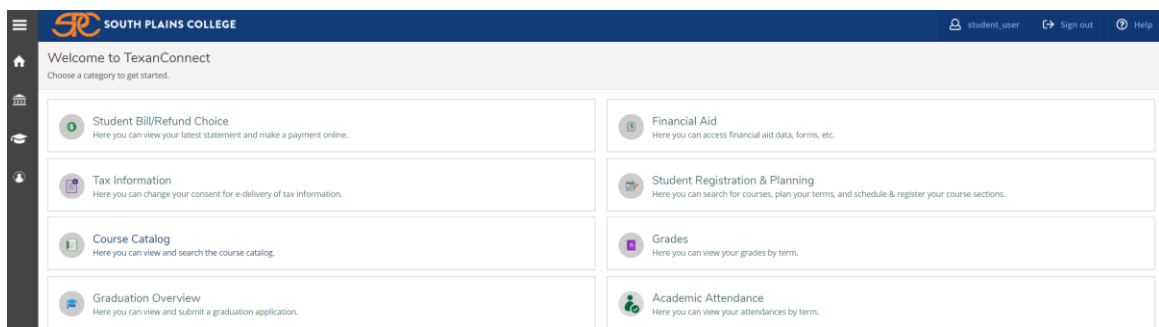


Navigating Texan Connect

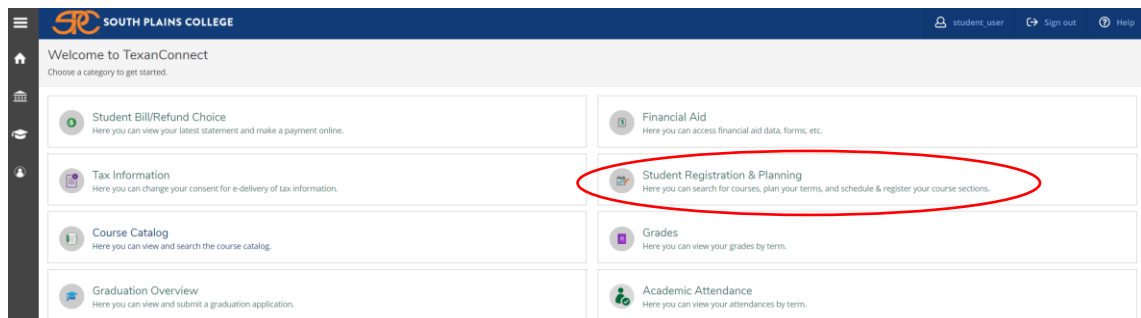
1. After you have signed into your MySPC account, please click the blue icon titled “Texan Connect”.



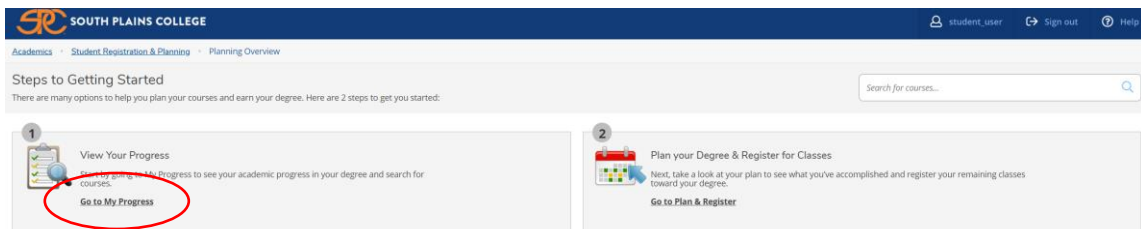
2. Once you're in Texan Connect, you will have access to view your schedule, student bill/refund choice, official grades, the course catalog and the graduation application.



3. Click Student Registration & Planning.



4. Click the “Go to My Progress” link to review your degree plan requirements.



5. Once you're in "My Progress" you can review the Associate degree requirements, your cumulative GPA, and the credits you have earned.

My Progress Search for courses...

AA in General Studies (1 of 7 programs) View a New Program Load Sample Course Plan

At a Glance

Cumulative GPA: (2.000 required)
Institution GPA: (2.000 required)
Degree: Associate of Arts
Majors: General Studies
Departments: Arts & Sciences
Catalog: 2019
Anticipated Completion Date:

Description
Program Notes
Show Program Notes

Progress

Program Completion must be verified by the Registrar.

Total Credits 13 of 60
Total Credits from this School 0 of 15

Requirements Collapse All

Core

Complete all of the following items. 2 of 10 Completed. Hide Details

A. Communication

TAKE THE FOLLOWING

Complete all of the following items. 0 of 1 Completed. Hide Details

0 of 2 Courses Completed. Hide Details

Status	Course	Grade	Term	Credits
Not Started	ENGL-1301			
Not Started	ENGL-1302			

B. Mathematics

The AA DEGREE REQUIRES 3 HOURS MATH CORE(CONSULT WITH ADVISOR JUST IN CASE MAJOR REQUIRES SPECIFIC MATH CORE CLASS(ES))

6. After reviewing your progress tab, you can click the home icon on the top left of the page to go back to the home page in Texan Connect.

SOUTH PLAINS COLLEGE

Academics Student Registration & Planning My Progress

My Progress

AA in General Studies (1 of 7 programs)

At a Glance

Cumulative GPA: (2.000 required)
Institution GPA: (2.000 required)
Degree: Associate of Arts

Program Completion must be verified by the Registrar.

7. Click the Student Registration & Planning tab.

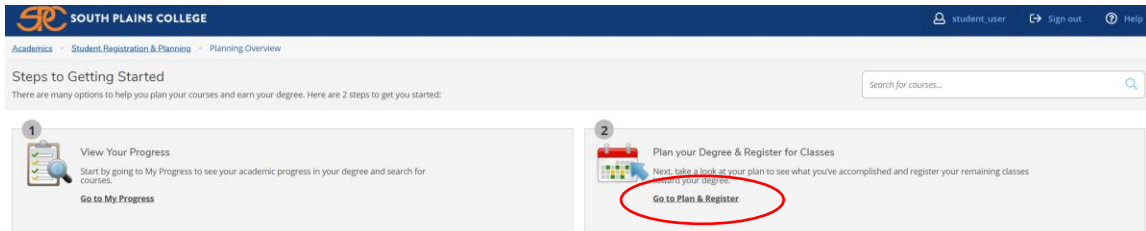
SOUTH PLAINS COLLEGE student user Sign out Help

Welcome to TexanConnect

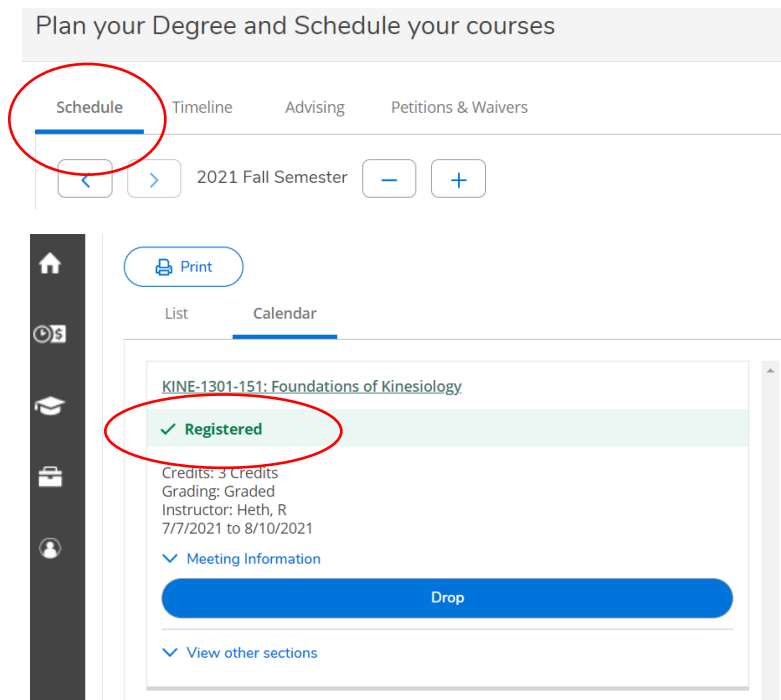
Choose a category to get started.

- Student Bill/Refund Choice Here you can view your latest statement and make a payment online.
- Financial Aid Here you can access financial aid data, forms, etc.
- Tax Information Here you can change your consent for e-delivery of tax information.
- Student Registration & Planning** Here you can search for courses, plan your terms, and schedule & register your course sections.
- Course Catalog Here you can view and search the course catalog.
- Grades Here you can view your grades by term.
- Graduation Overview Here you can view and submit a graduation application.
- Academic Attendance Here you can view your attendances by term.

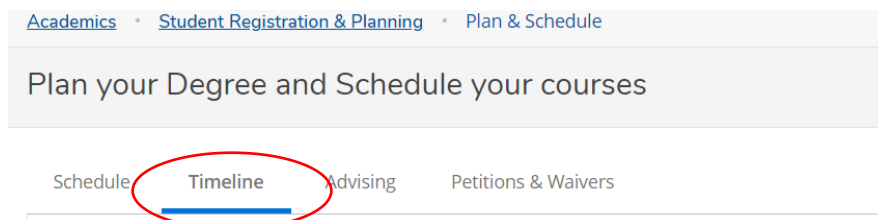
8. Now, click the “Go to Plan & Register” link.



9. Click on “Schedule” to review your schedule for the current and/or upcoming semester. If you’re registered, your courses will have a green check mark and list “Registered”.

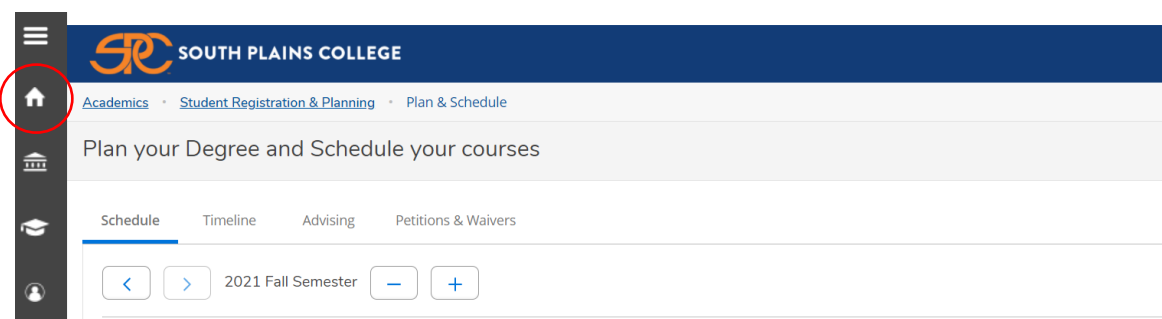


10. Click on “Timeline” to review previous semester courses and official grades.

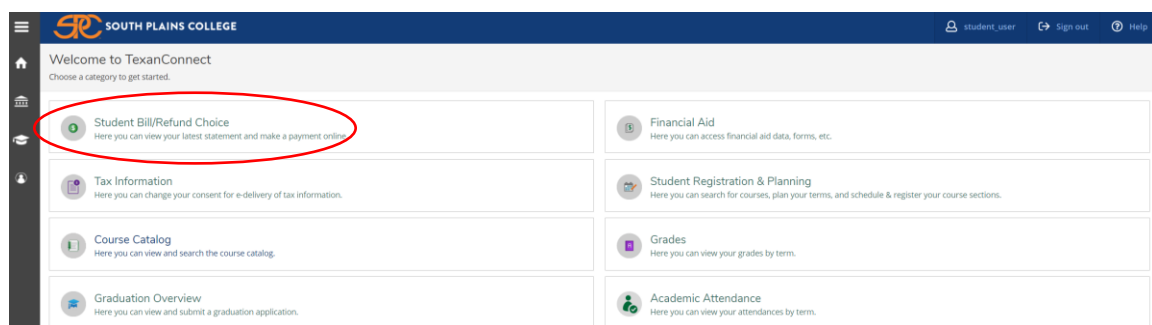


Add a Term		Remove Planned Courses	
2020 Summer II (5 Weeks)		2020 Fall Semester	
BCIS-1305-451: Business Computer Applications Credits: 3 Credits 98 NCBM-0105-151: Non-Course Based Math Credits: 1 Credits p		HECO-1322-451: Personal Nutrition Credits: 3 Credits 99 HITT-1305-452: Medical Terminology I Credits: 3 Credits 99	
GPA: 4.000 4 Enrolled Credits		GPA: 4.000 6 Enrolled Credits	
2021 Spring Semester		2021 Summer I (5 Weeks)	
PSYC-2314-451: Lifespan Growth & Development Credits: 3 Credits 95		MATH-1314-451: College Algebra Credits: 3 Credits 93	
GPA: 4.000 3 Enrolled Credits		GPA: 4.000 3 Enrolled Credits	

11. After reviewing the “Student Registration & Planning” tab, you can click the home icon on the top left of the page to go back to the home page in Texan Connect.



12. Now, click “Student Bill/Refund Choice”.



13. Once you're in the "Student Bill/Refund Choice" tab you can review the total amount due for the semester, make a payment, and set up a direct deposit refund account.

Financial Information · Student Bill/Refund Choice · Account Summary		
Account Summary View a summary of your account		
Account Overview		
Amount Due 8/26/2021	\$521.00	Helpful Links Direct Deposit Refund Account
+ Amount Overdue	\$0.00	
= Total Amount Due	\$521.00	Make a Payment
Total Account Balance	\$521.00	Account Activity
2021 Fall 1st 8 Weeks	\$0.00	
2021 Fall Semester	\$521.00	

Please do NOT use Safari when making payment. After you select, "Make a Payment", click on "Continue to Payment Center" to be redirected to TouchNet.

Choose to make a payment (full payment) or enroll in a payment plan and follow prompts to choose term and enter card information.

Note: If you'd like to pay in full over the phone or have any questions about your bill, please contact the Business Office at 806-716-2409.