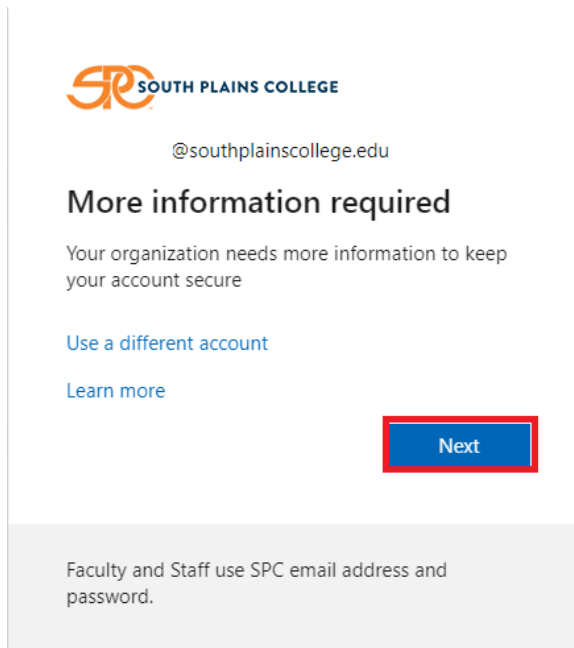



How To Login To Blackboard

1. Make sure you can sign into MySPC first.
2. Navigate to office.com and select sign in
 - a. Enter your SPC email address (Your MySPC username and then @southplainscollege.edu)
 - b. When you select next, you should see the SPC logo asking for your password. This will be your MySPC password.
3. If this is your first time signing into Office365 you will be asked to set up your two factor settings. We recommend you choose the option to use a different method and put your phone number in instead of using the authenticator app.
4. Once signed into Office365 you can then navigate to <https://southplainscollege.blackboard.com> and it should automatically sign you in.

First Time Login (O365/Blackboard) Two Factor Setup

1. The first time you sign into your Office365 account you will be prompted to set up two factor authentication. Select Next on the below screen.



 SOUTH PLAINS COLLEGE

@southplainscollege.edu

More information required

Your organization needs more information to keep your account secure

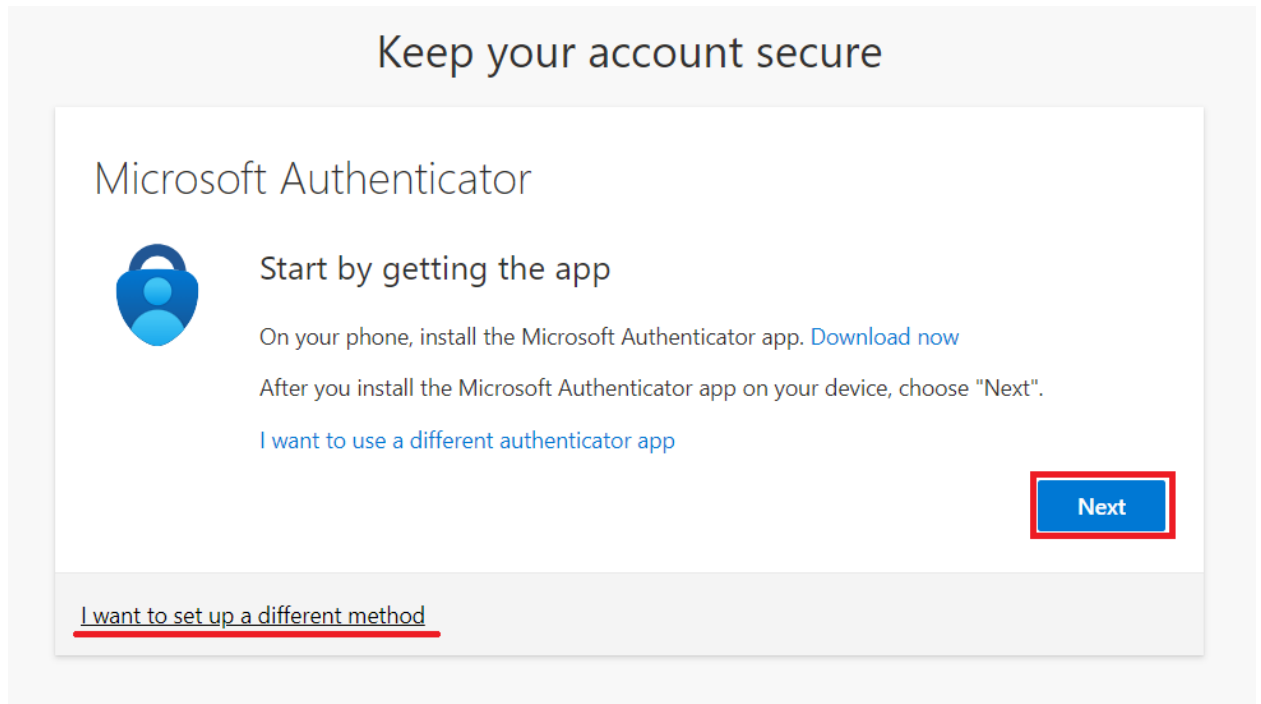
[Use a different account](#)

[Learn more](#)

Next

Faculty and Staff use SPC email address and password.

2. The next page will give you instructions for installing the Microsoft authenticator app. However, if you are student, we recommend choosing the “I want to set up a different method” option and enter your phone number in instead. We have seen a lot of issues with the authenticator app.



3. If you want to use the app, please continue with the next button and follow the on-screen instructions.